



MideaGroup
humanizing technology

SPLIT DX

2022 Lineup

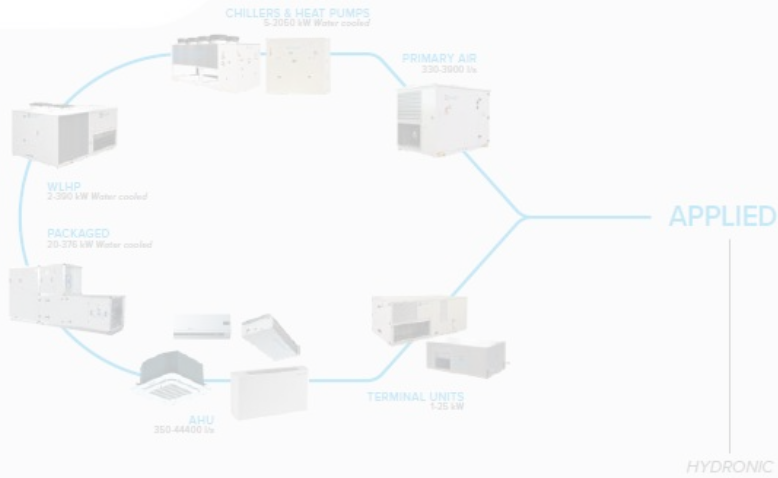


COMFORT FOR
PLANET & PEOPLE

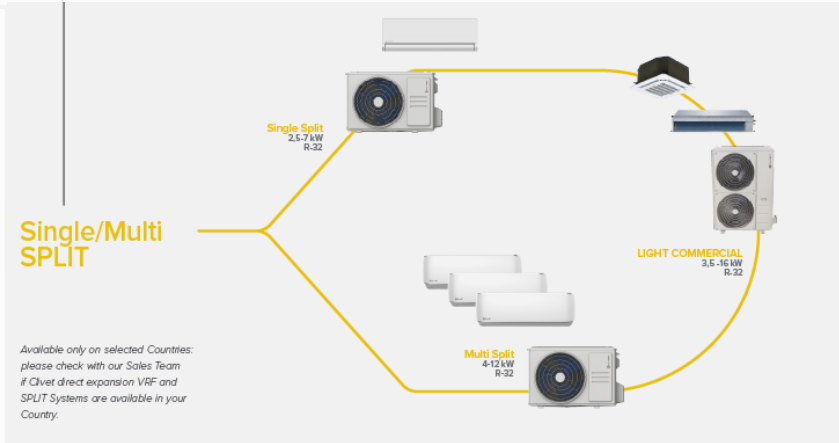
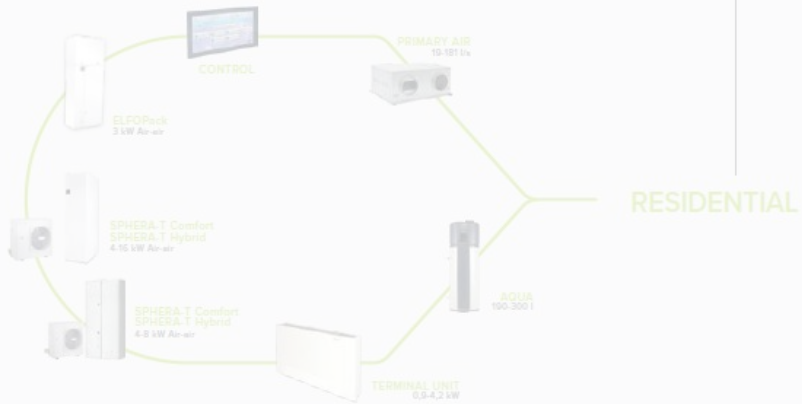
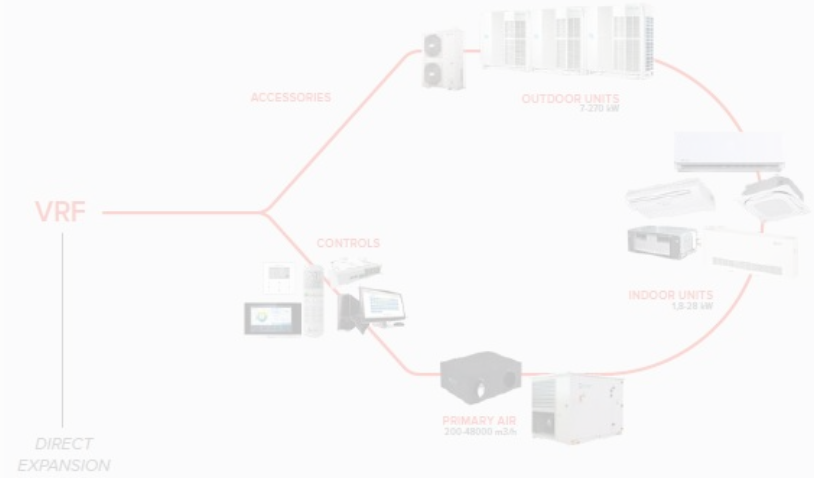
Feltre
January 2022

The four Clivet catalogues

ALL TECHNOLOGIES FOR
A COMPLETE
PROPOSAL



Heating, cooling, air renewal and
domestic hot water production

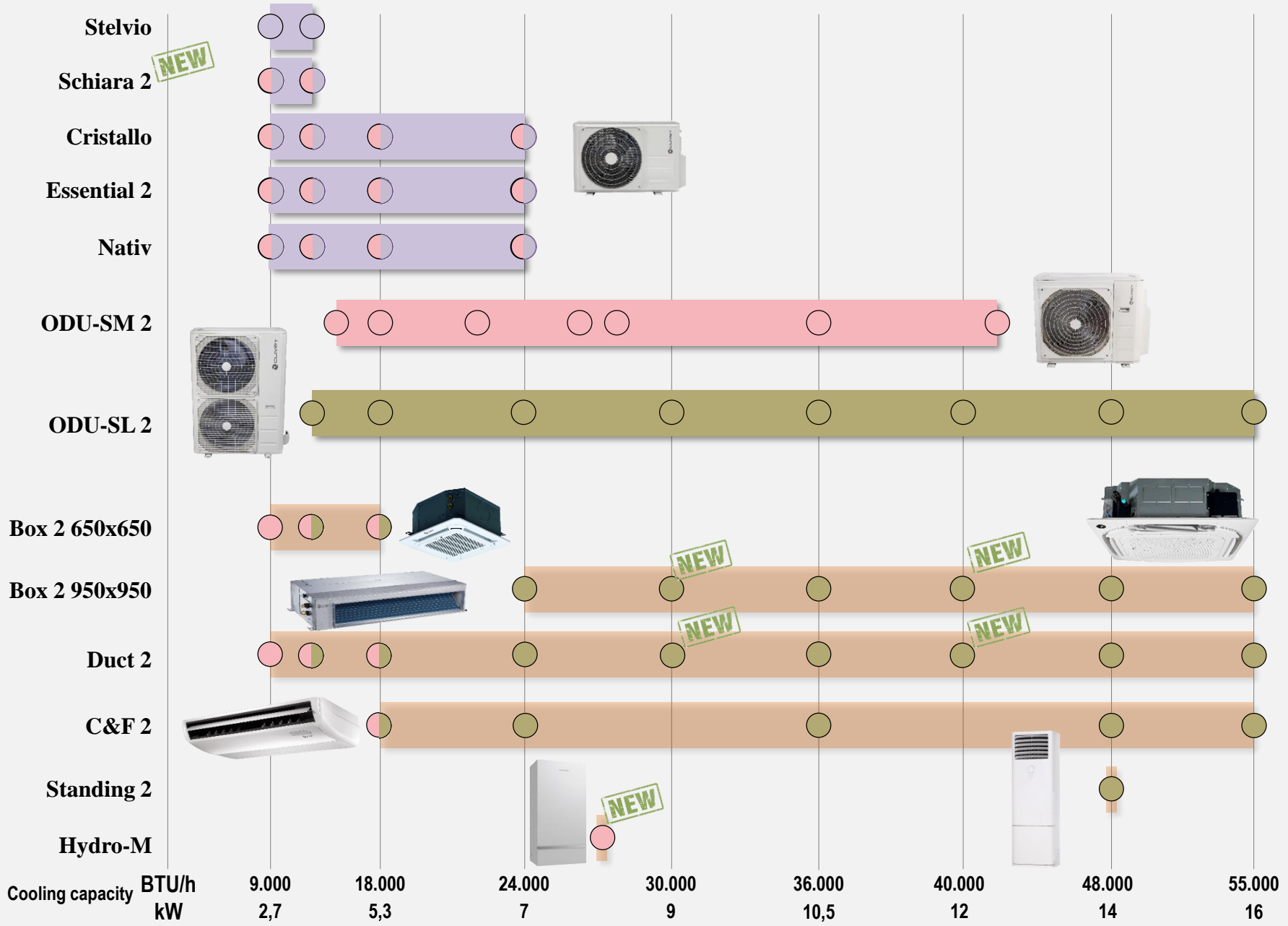


The lineup

Single

LCAC Multi

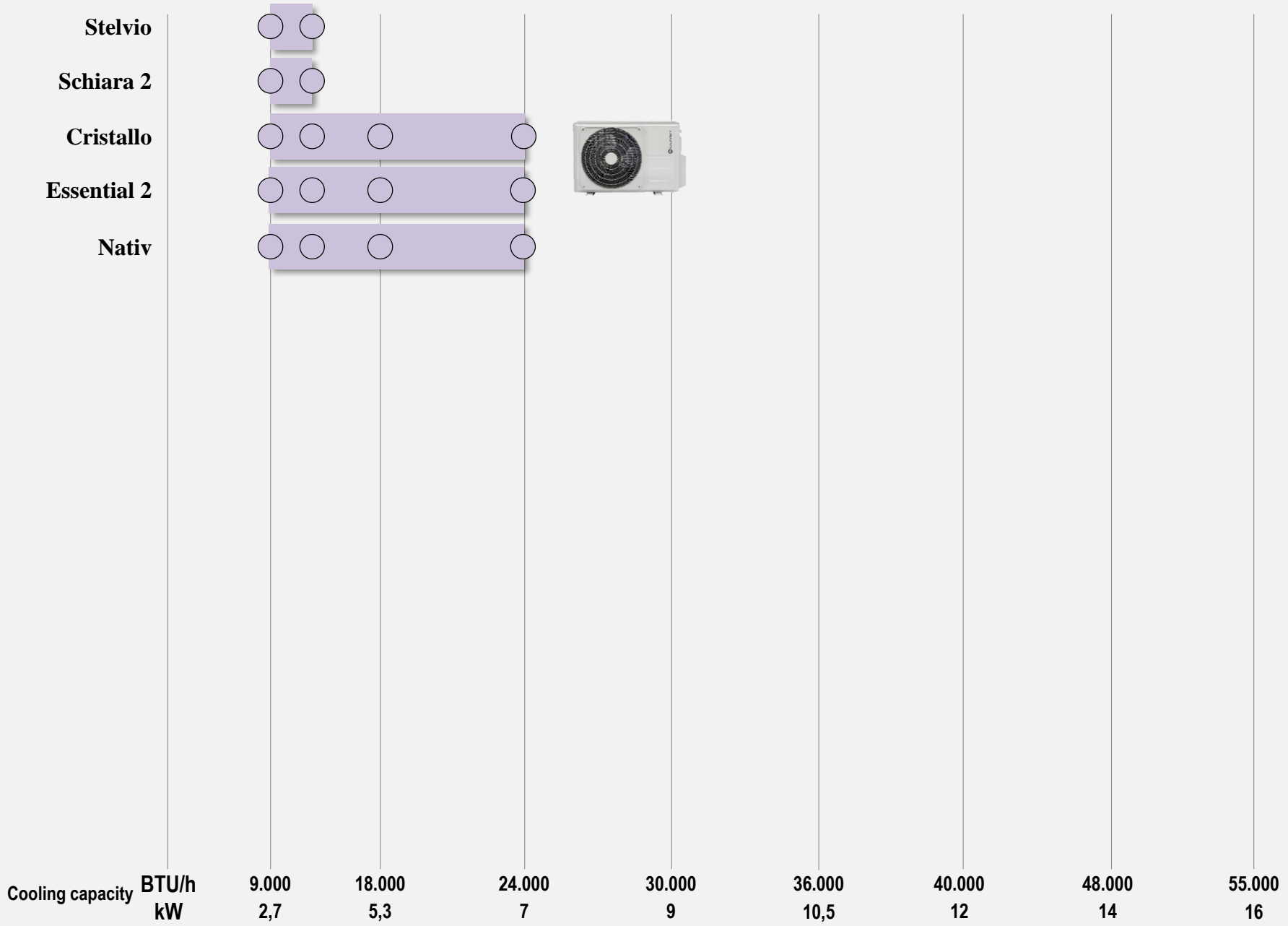
IDU



2022 products lineup

Single Split


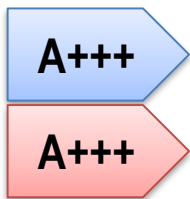
Single



Top - STELVIO

Single Split

9k / 12k BTU



STANDARD



REMOTE CONTR.
RG10P1-G2HS-BGEF



Wi-Fi
NWMX



OPTIONS



Multifunction kit
MBLCX



Features available at the same time:

1. **Wired contr. / Centralized Contr. / BMS**
2. **Remote ON/OFF**
3. **Remote Alarm**

Top - STELVIO

Top-level seasonal efficiency - «Nordic version»



Low energy consumptions and costs

Extremely wide operating range



-30°C

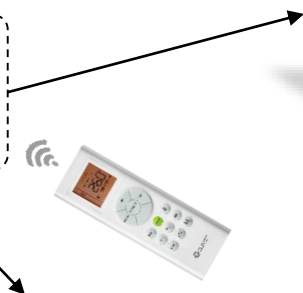


50°C



Top - STELVIO

Comfort evolution thanks to the «Intelligent Eye» sensor



The airflow follows people



The airflow avoids people



No movements for 30 minutes:
modulates the operations



No movements for 2 hours:
modulates the operations



New movements:
reactivates with last settings

Active management of dehumidification

NEW



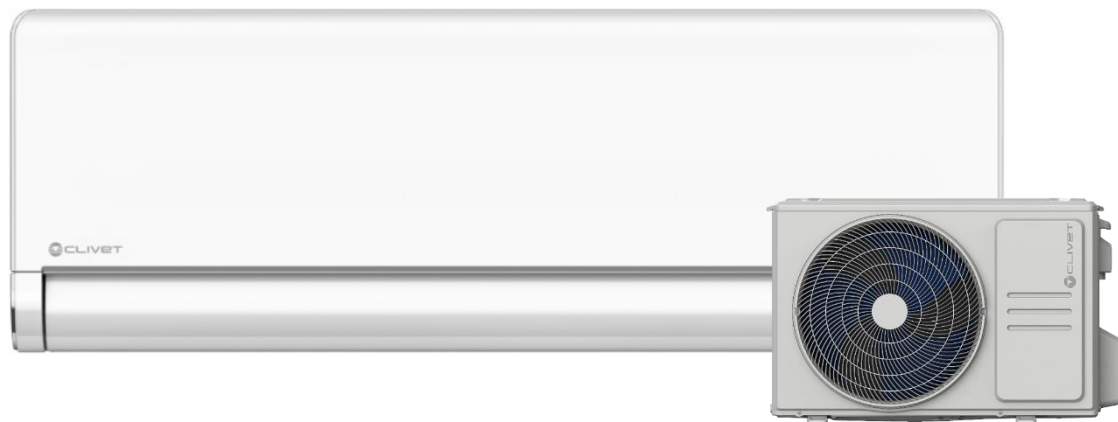
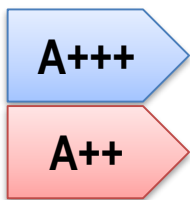
Humidity $\pm 5\%$
(range 35÷85%)

if the set is lower than the detected humidity, the unit dehumidifies

High - SCHIARA 2 **NEW**

Single / MULTISplit

9k / 12k BTU



STANDARD



REMOTE CONTR.
RG10X1-G2HS-BGEF




Wi-Fi
NWMX



OPTIONS

-

Purification filter



standard

1. High density filter

dust and large microbes, protects the other filters. Washable and reusable

2. Cold catalyst filter

decomposes dangerous gases (ex: VOCs) into H₂O, also limits odors

3. Active carbon filter

absorbs microparticles and bacteria, eliminates odors

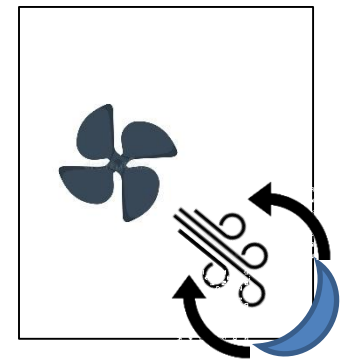
4. Silver ion filter

kills up to 99% of bacteria and acts on viruses


180° ventilation



The louver can rotate 180°, ensuring the best air distribution and maximum silence



Breeze away: avoid direct airflow




Fix the louver vertically
or horizontally



Air cascade



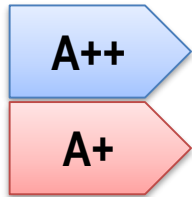
- vertical or horizontal distribution
- autoswing louver
- AUTO fan



Mid - CRISTALLO

Single / MULTISplit

9k / 12k / 18k / 24k BTU



STANDARD



REMOTE CONTR.
RG10A4-D-BGEF



NEW




Wi-Fi
NWMX

Wi-Fi
ready



OPTIONS



Kit Multifunzione
MKSSX



Funzioni disponibili (una tra queste):

- Filocomando / Centralizz. / BMS
- ON/OFF Remoto
- Allarme remoto

Nota: il Kit esclude il Wi-Fi

Mid - CRISTALLO

Follow-Me



Standard temperature sensor

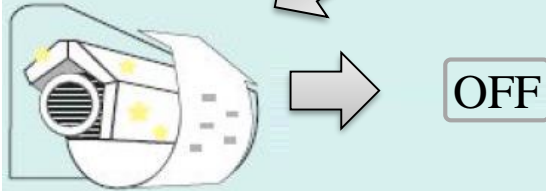
Selectable temperature sensor

Auto-clean

1.
Fan



3.
Fan



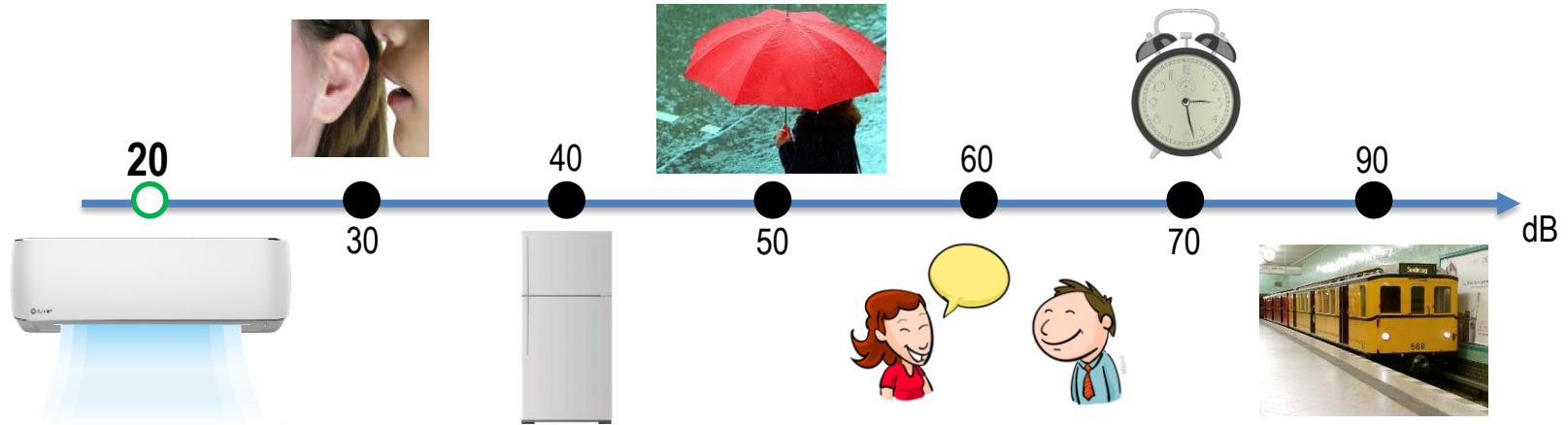
2.
Heating

4.
Stand-by



Mid - CRISTALLO

Silent operations




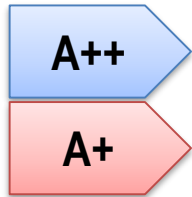
Single Split / MULTISplit compatible



Entry - ESSENTIAL 2

Single / MULTISplit

9k / 12k / 18k / 24k BTU



STANDARD



REMOTE CONTR.
RG10A4-D-BGEF



OPTIONS

-

Entry - ESSENTIAL 2

Value for money




Very high performance for Entry Level segment

Electronic simplification:

- no Accessories
- no Wi-Fi

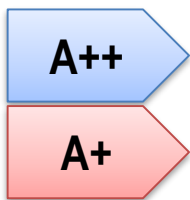
Single Split / MULTISplit compatibile



Entry - NATIV

Single / MULTISplit

9k / 12k / 18k / 24k BTU



STANDARD



REMOTE CONTR.

RG57



OPTIONS



Wi-Fi

WF-60A2




Entry - NATIV

Optional Wi-Fi management

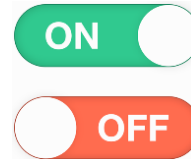
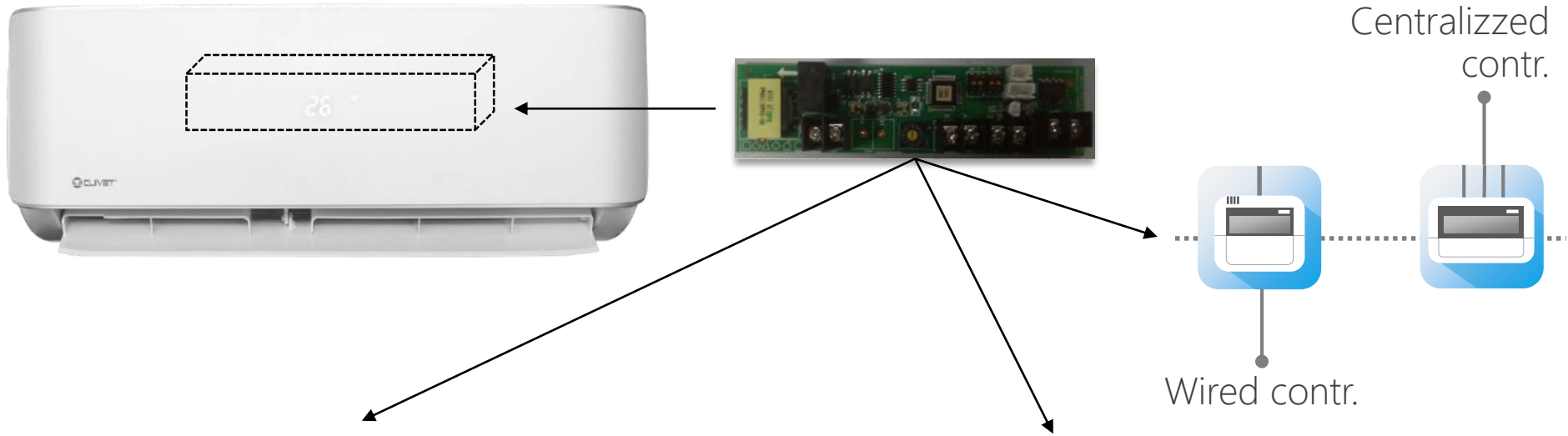


- Standard control
- Sleep function
- Weekly timer
- Auto-check

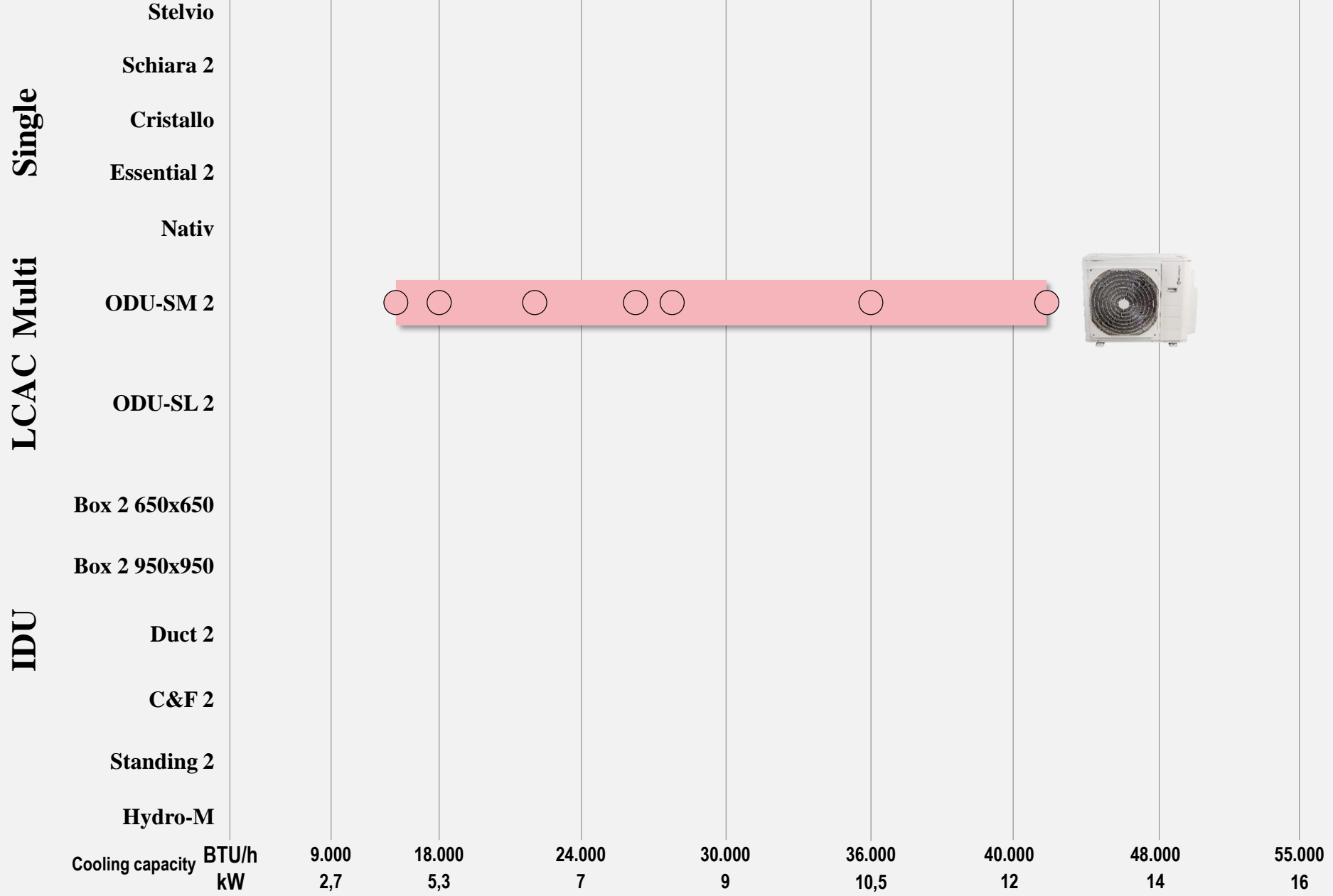
Single Split / MULTISplit compatible




Optional accessories for the communication



MULTISplit



MULTISplit



Outdoor Unit - ODU-SM

14k-18k BTU (DUAL)
21k-27k BTU (TRIPLE)
28k-36k BTU (QUADRI)
42k BTU (PENTA)


A++

A+

STANDARD



CONNECTIONS ADAPTERS

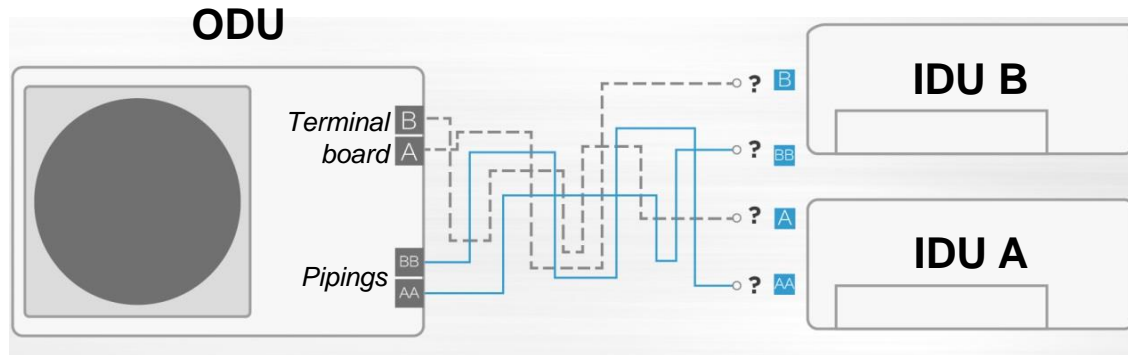


Outdoor Unit - ODU-SM

«Automatic correction of connection errors» function

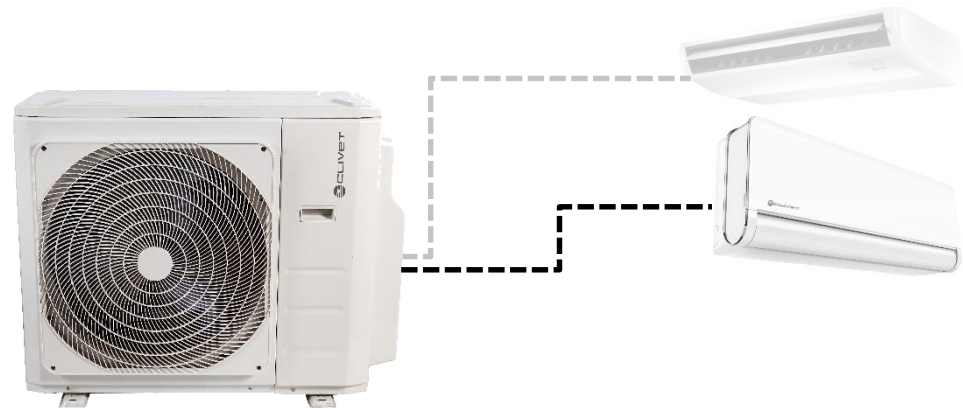
The unit re-address the communication, correcting any wiring error

Press the «CHECK» button for 5 secs until the unit displays «CE» code

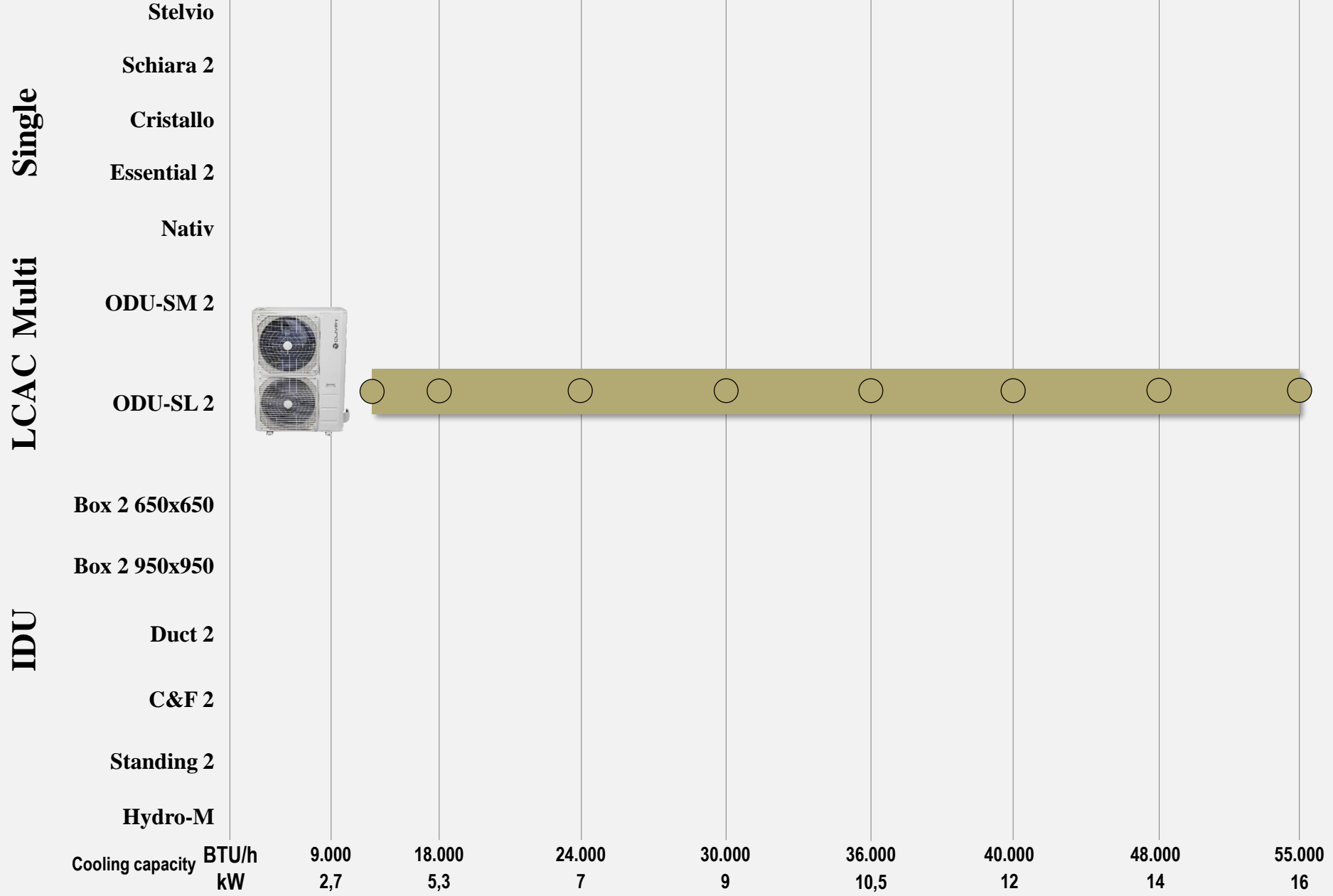


Even one single IDU connectible


Possibility to add more indoor units after the first installation



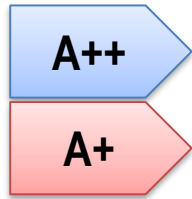
Light Commercial



Light Commercial



Outdoor unit - ODU-SL 2



12k / 18k / 24k BTU



30k / 36k / 42k BTU



48k / 55k BTU



STANDARD

-

OPTIONS

➔ **Branch joint** (per sistemi TWIN)
FQZHN-01D



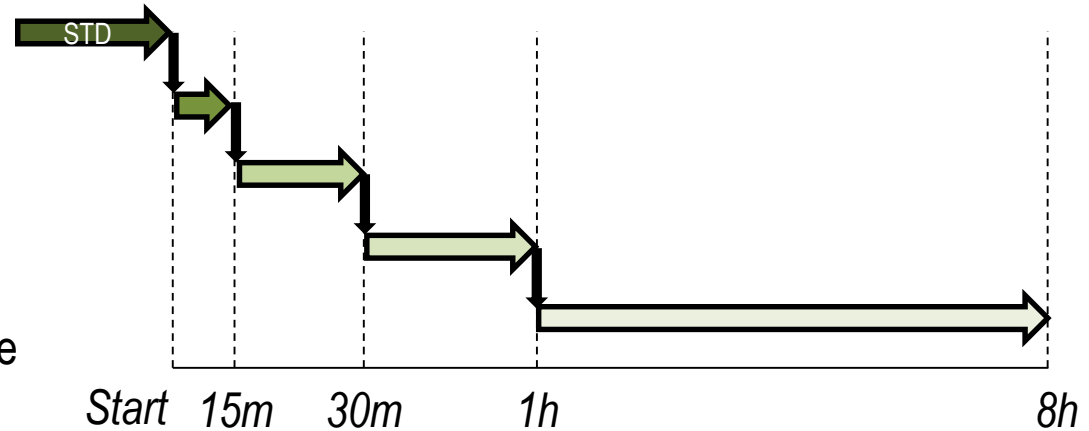
➔ **3-phase** (gr. 36k / 48k / 55k)

Outdoor unit - ODU-SL 2

ECO function



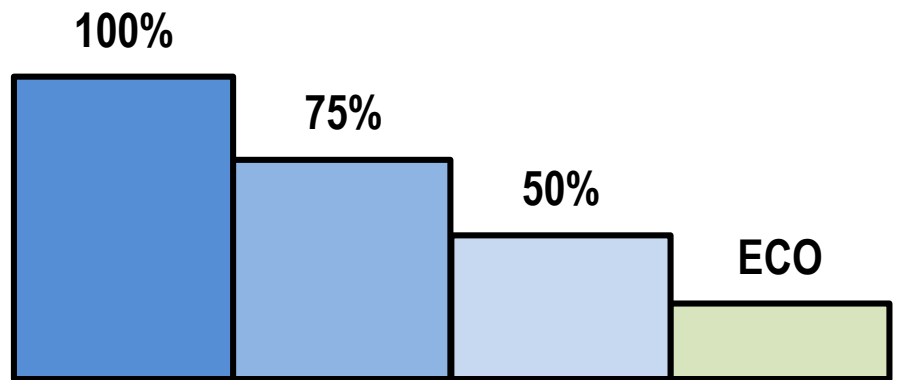
set a standard 8 hour operating profile



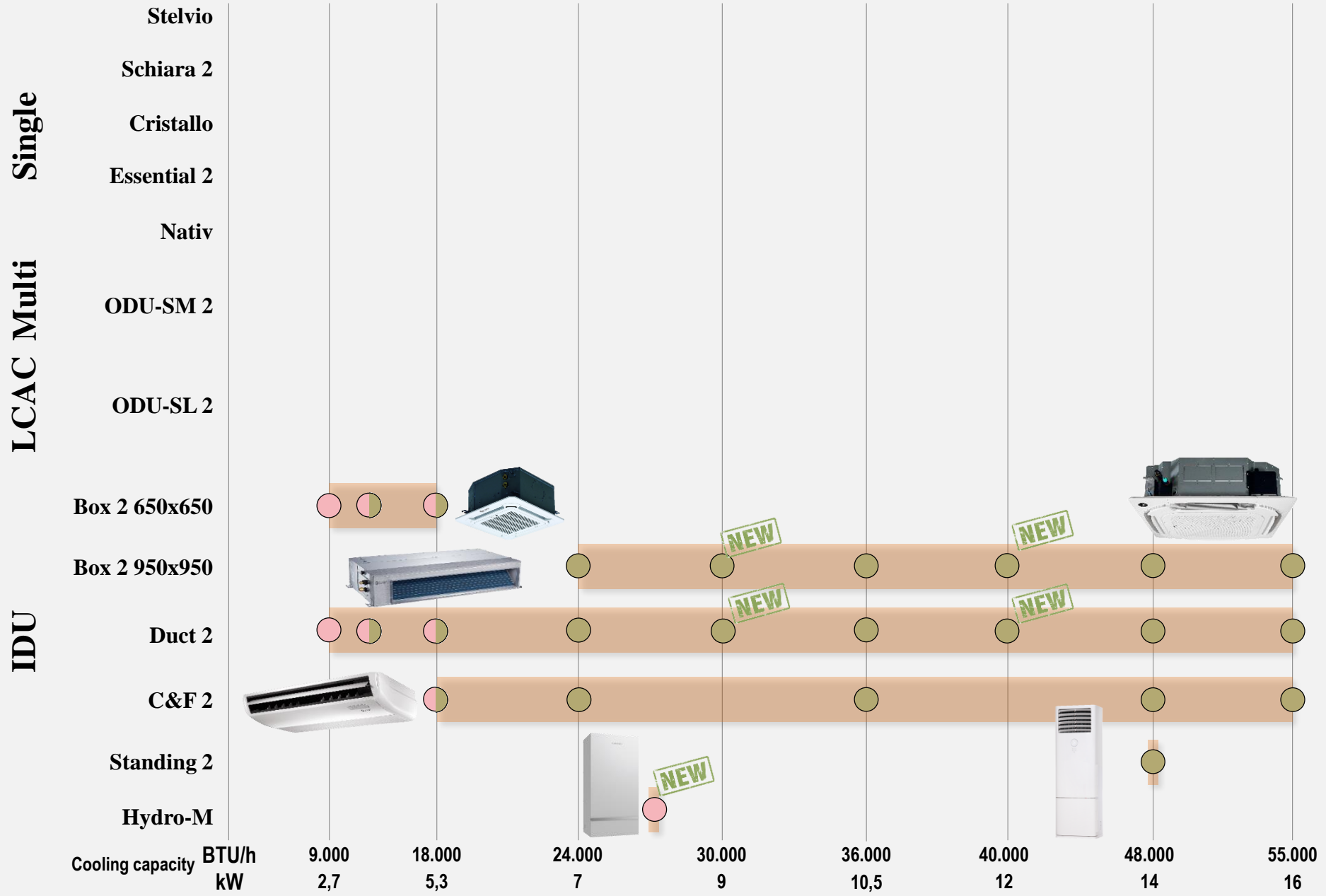
Gear function



reduces the system capacity to standard profiles



IDU



Hiwall IDU - CRISTALLO / ESSENTIAL 2 / SCHIARA 2 / NATIV



NEW


SCHIARA 2
9k / 12k BTU



NATIV
9k / 12k / 18k / 24k BTU



CRISTALLO
8k / 9k / 12k / 18k / 24k BTU



ESSENTIAL 2
8k / 9k / 12k / 18k / 24k BTU

Standard Accessories and Options as Single Split

IDU 4-way Cassette - BOX 2 650x650

MULTISplit

9k / 12k / 18k BTU



Light Commercial

12k / 18k / 24k BTU

STANDARD



REMOTE CONTR.
RG10A-D2S-BGEF



NEW



Drain pump



OPTIONS



Panel (mandatory)
T-MBQ4-03B4



Wi-Fi
WF-60A2



Wired controller



NEW

IDU 4-way Cassette - BOX 2 950x950



Light Commercial
NEW 24k / 30k / 36k / 42k /
NEW
48k / 60k BTU

STANDARD



REMOTE CONTR.
RG10A-D2S-BGEF



NEW



Drain pump



OPTIONS



Panel (mandatory)
T-MBQ4-900



NEW



Wi-Fi
KFR-120QEDFJB-B



NEW



Wired controller



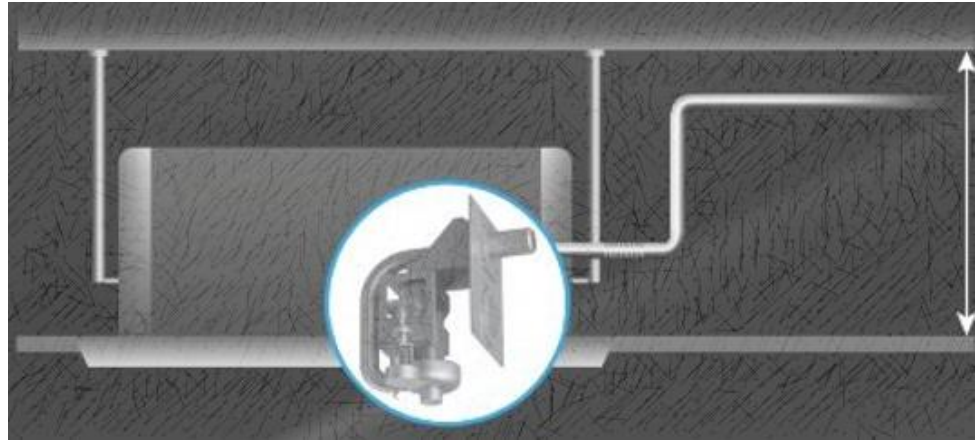
NEW

IDU 4-way Cassette

Standard drain pump


Available static pressure:

- 750mm H₂O (Box 2 650x650)
- 1.000mm H₂O (Box 2 950x950)



Fresh air intake predisposition

Precut for the connection of the piping for a fresh air intake
(max 10% of nominal airflow)



IDU Ductable - DUCT 2

MULTISplit

9k / 12k / 18k BTU

Static pres.: up to 80Pa



Light Commercial

12k / 18k / 24k / 30k / 36k /

42k / 48k / 60k BTU

Static pres.: up to 160Pa

STANDARD



REMOTE CONTR.
RG10A-D2S-BGEF



NEW



Drain pump



OPTIONS



Wi-Fi
WF-60A2



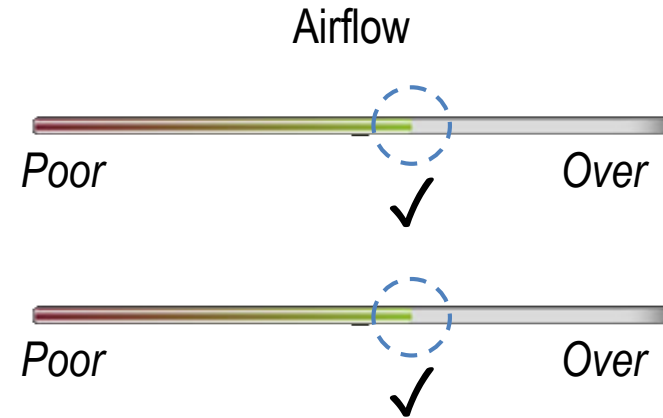
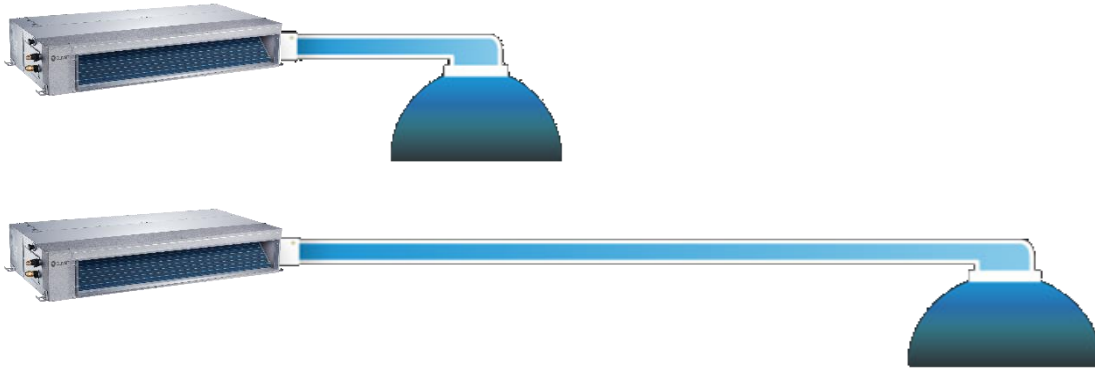
Wired controller



NEW

IDU Ductable - DUCT 2

Constant airflow function



Ultra-compact dimensions

210mm height, one of the thinnest unit in the market

Suitable for false ceiling installations with poor space

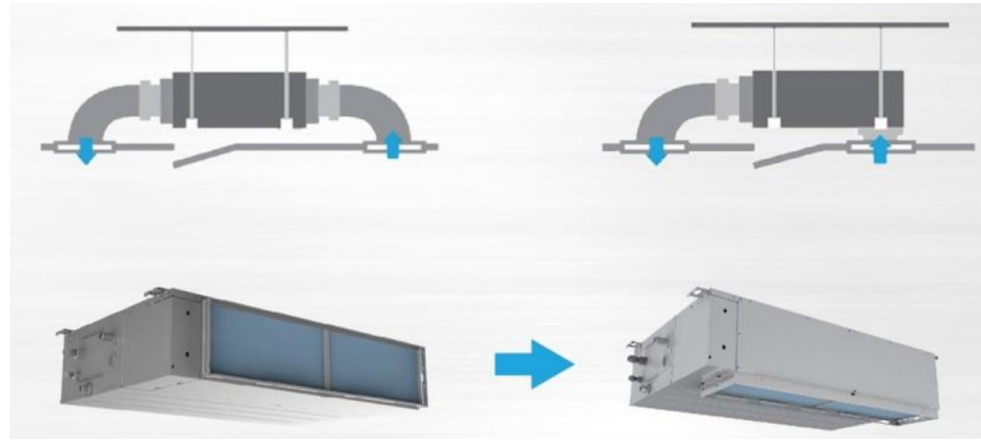


IDU Ductable - DUCT 2

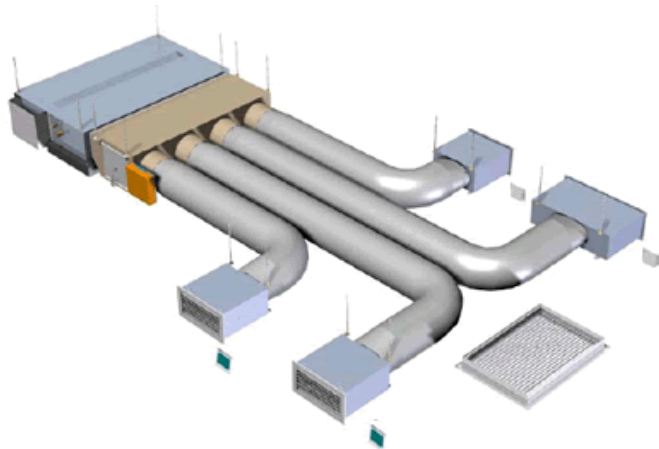
Flexible installation

Air return can be changed in field:

1. *from rear*
2. *from bottom*



Multi-zone management ready *(with professional brand)*



IDU Ceiling/Floor - CEILING & FLOOR 2

MULTISplit

18k BTU



Light Commercial

18k / 24k / 36k / 48k / 60k BTU

STANDARD




REMOTE CONTR.
RG10A-D2S-BGEF




NEW

OPTIONS



Wi-Fi
WF-60A2



Wired controller



NEW

IDU Ceiling/Floor - CEILING & FLOOR 2

Flexible installation

Two possibilities for installation:

1. *floor*
2. *ceiling*



Fresh air intake predisposition

Precut for the connection of the piping for a fresh air intake (max 10%)



IDU Tower - STANDING 2



Light Commercial

48k BTU

STANDARD



REMOTE CONTR.
RG10B-D-BGEF



NEW

OPTIONS

-

IDU Tower - STANDING 2

Long air throw



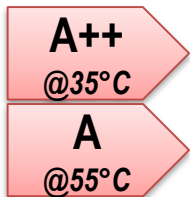
Perfect for large rooms (es: restaurants)



IDU Hydraulic module - HYDRO-M ^{NEW}

MULTISplit

27k BTU



STANDARD



HMI



Wi-Fi
NWMX



Back-up electrical heater



5l system tank



Y-shape filter

OPTIONS



DHW tank

ACS200X / ACS300X / ACS500X



Solar coil

SCS08X / SCS12X



3-way valve

3DHWX



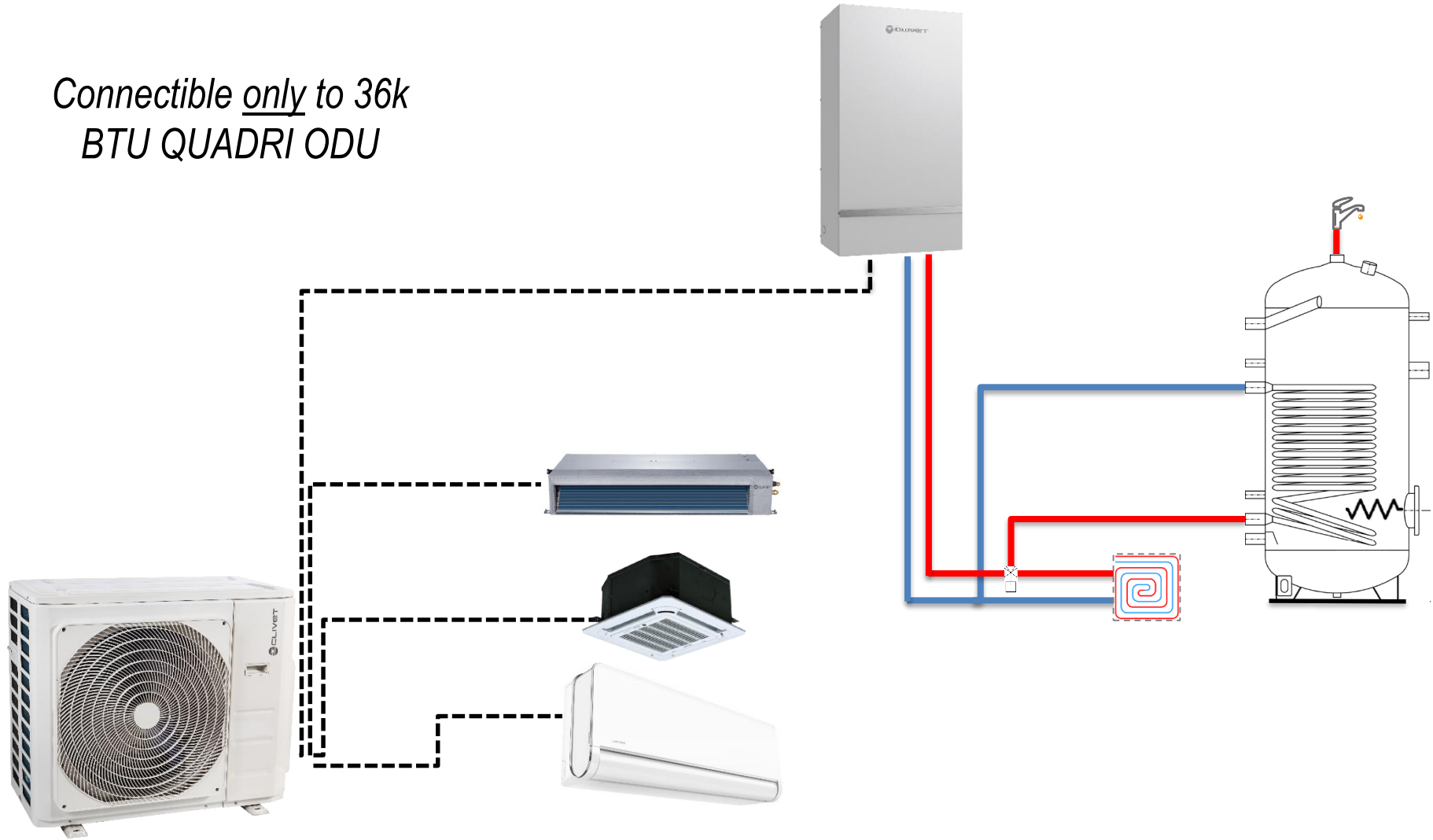
Water temperature probe

SGSX



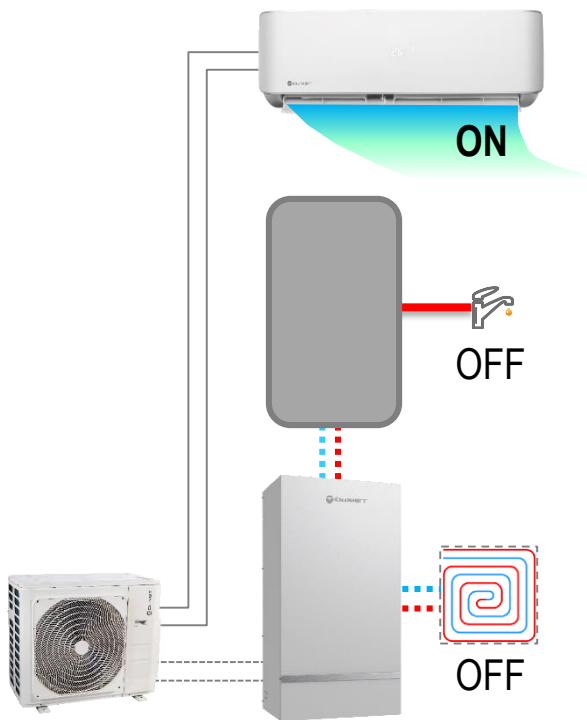
IDU Hydraulic module - HYDRO-M NEW

Connectible only to 36k
BTU QUADRI ODU

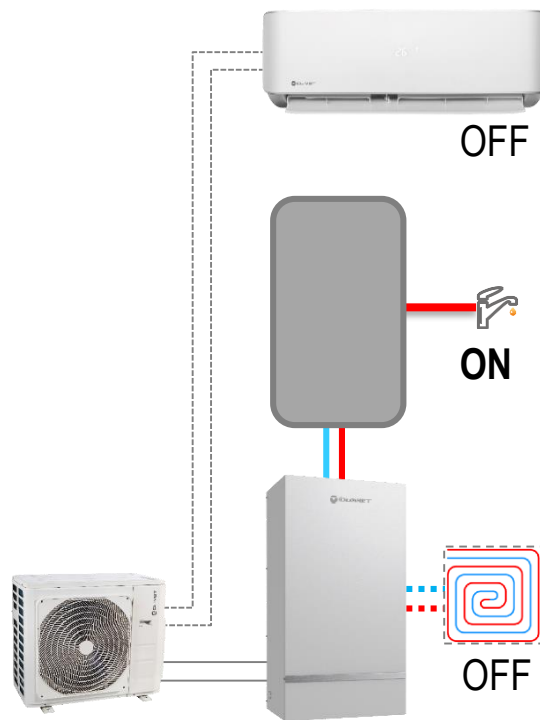


IDU Hydraulic module - HYDRO-M ^{NEW}

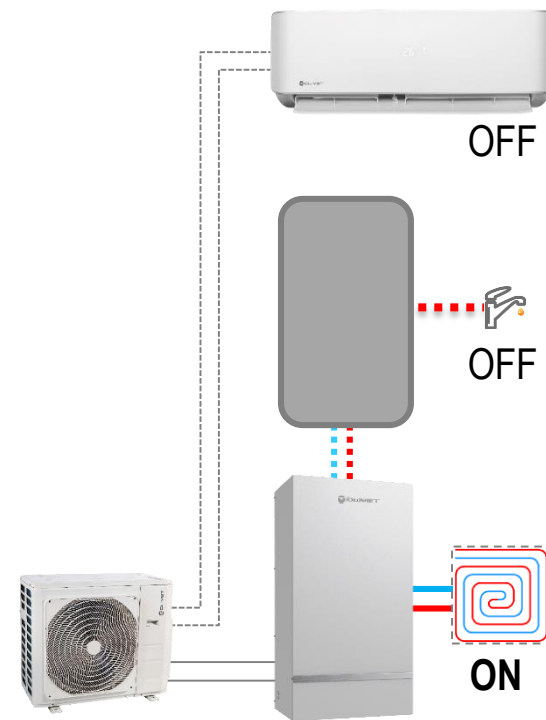
Summer



Spring / Autumn



Winter

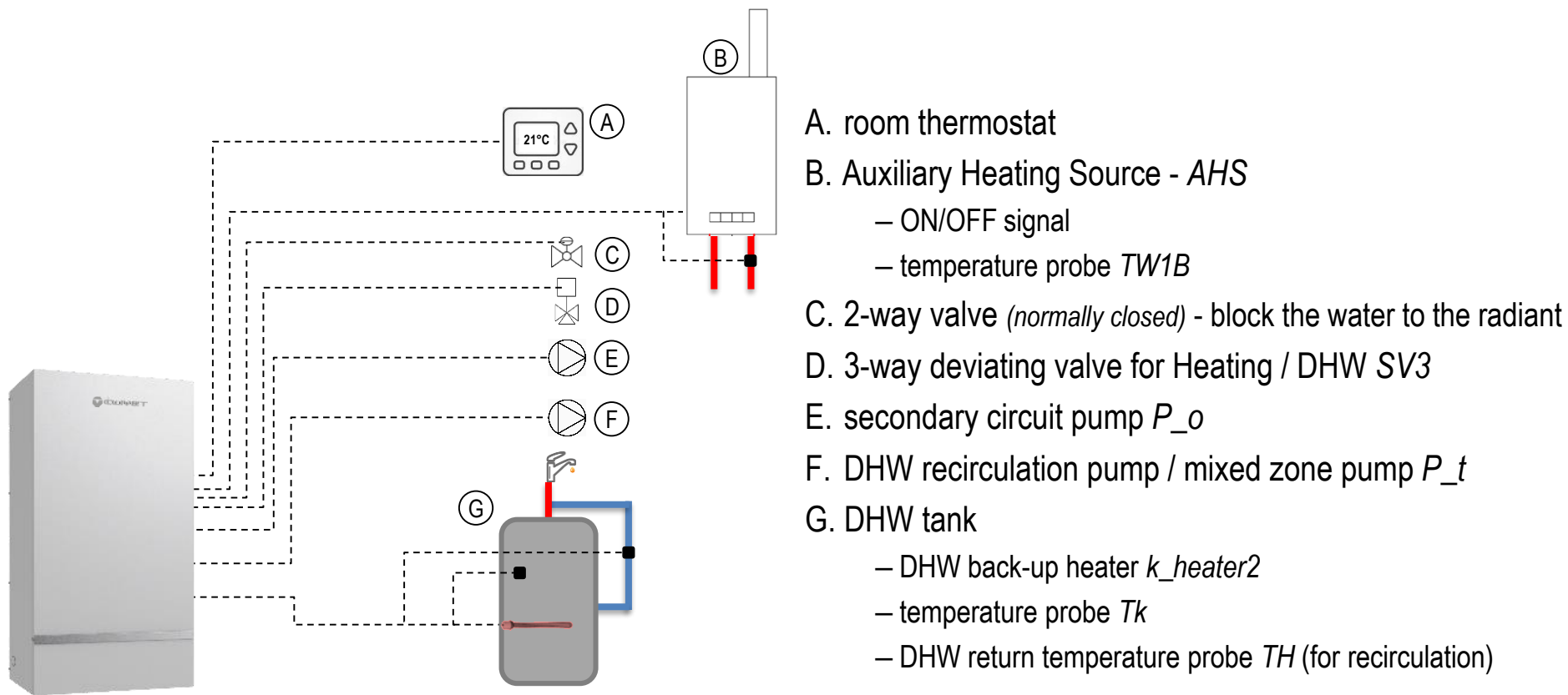


- cooling with air IDU
- when the DHW is ON, the air IDUs will go OFF
- when the DHW is at set-point, the air IDUs will go back to ON

- the DHW goes ON when necessary

- heating with Hydro-M water
- when the DHW is ON, the heating will go OFF
- when the DHW is at set-point, the heating will go back to ON

IDU Hydraulic module - HYDRO-M NEW



TWIN configuration

- Better air diffusion
- IDU Master and IDU Slave (not like MULTISplit)



Accessories and control systems

Accessories and control systems

Stelvio

Schiara 2

Individual control systems



App / Cloud / Voice control



ODU-SL 2

Group of IDUs control systems



Communication with BMS systems

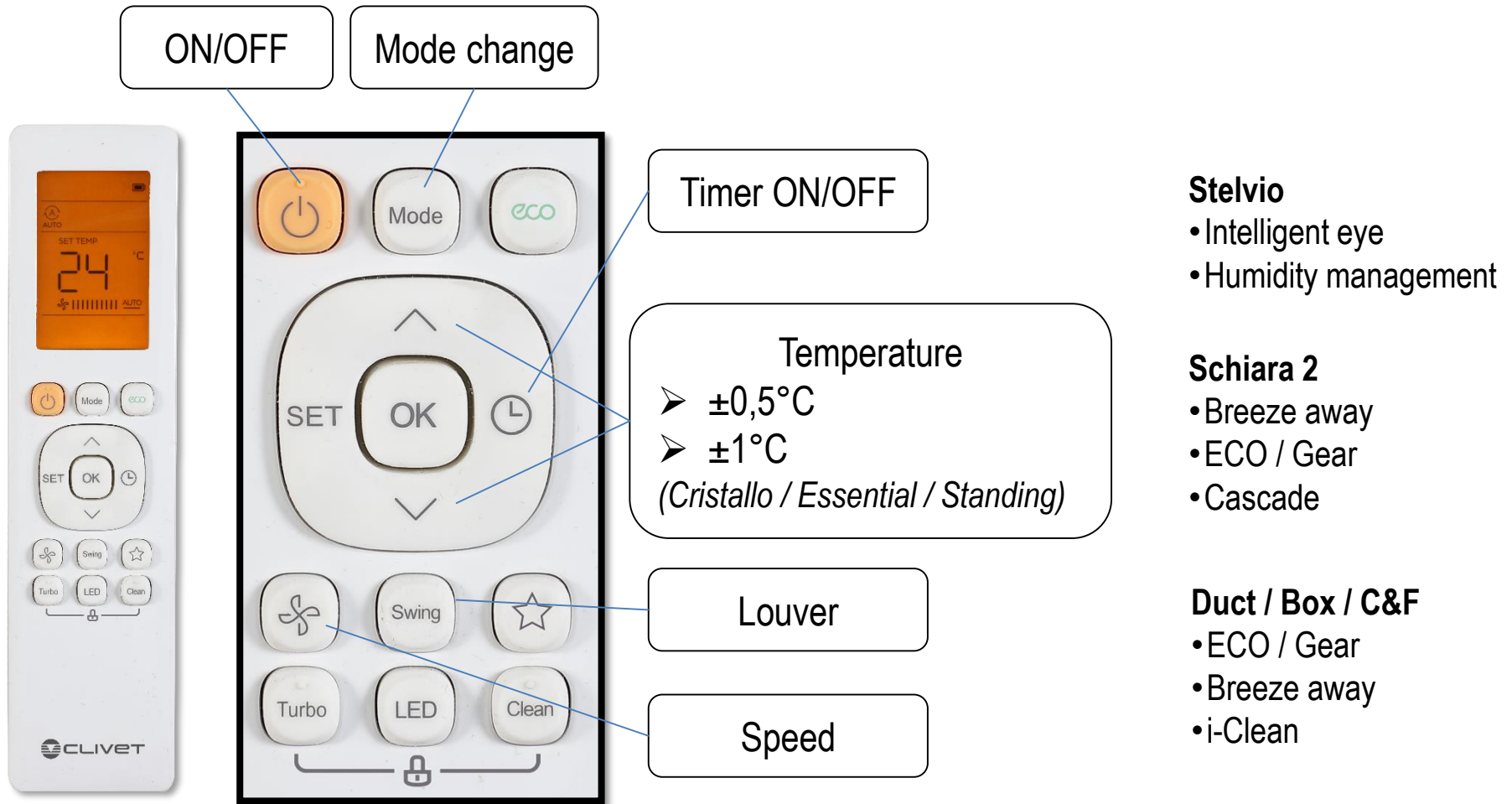


Standing 2

Hydro-M

| Cooling capacity | 9.000 | 18.000 | 24.000 | 30.000 | 36.000 | 40.000 | 48.000 | 55.000 |
|------------------|-------|--------|--------|--------|--------|--------|--------|--------|
| BTU/h | | | | | | | | |
| kW | 2,7 | 5,3 | 7 | 9 | 10,5 | 12 | 14 | 16 |

Individual control systems - standard remote controllers



Stelvio

- Intelligent eye
- Humidity management

Schiara 2

- Breeze away
- ECO / Gear
- Cascade

Duct / Box / C&F

- ECO / Gear
- Breeze away
- i-Clean

Individual control systems - wired controllers

KJR-120X1-TFBG-E

NEW

for Stelvio / Cristallo
(need MBLCX or MKSSX)



- weekly scheduler (8 set/d.): mode, set-point, speed
- settable set-point limitation
- mode changing lock
- built-in remote controller receiver
- control of the single louver for Box units

KJR-120X2-TFBG-E

NEW

for Duct / Box / C&F

Voice control

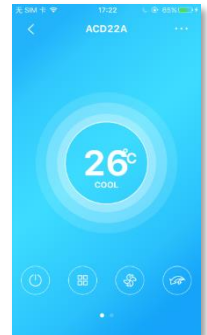
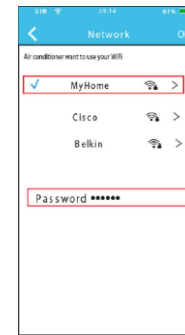
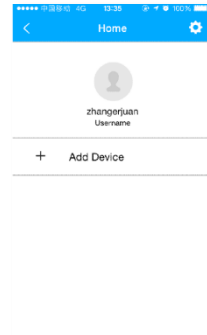
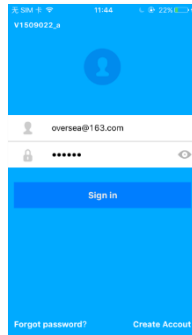





 amazon alexa

 works with the
Google Assistant

- turn on the living room air conditioner
- set the kitchen air conditioner to Cooling
- set the living room air conditioner to Dehumidification
- set the air conditioner to 26 degrees
- set the living room air conditioner to low speed

How the Wi-Fi operates



1. Download App

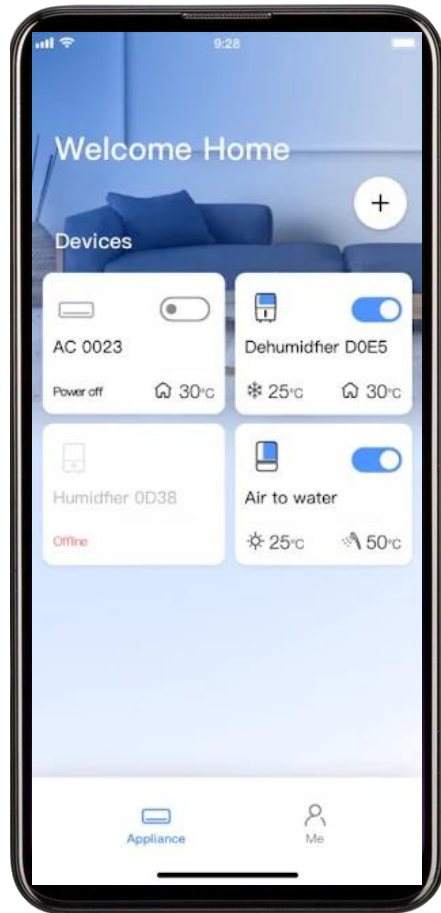
2. Register - "Add device"

3. QR code

4. Wi-Fi Network

5. Go!

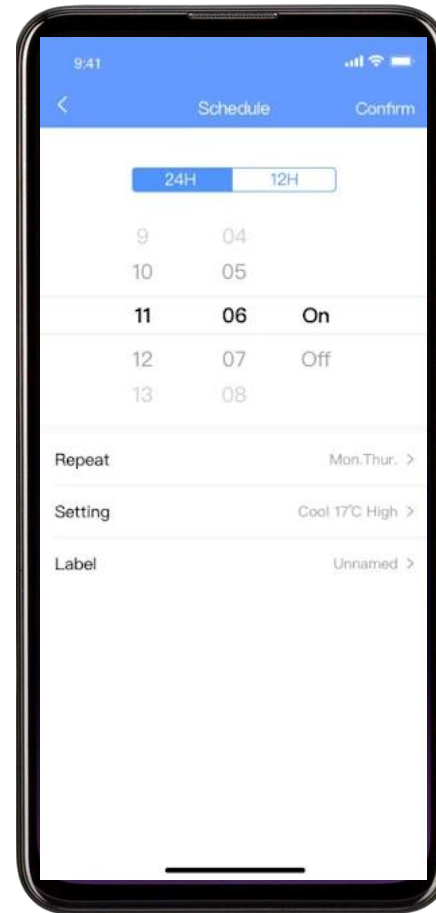
App management



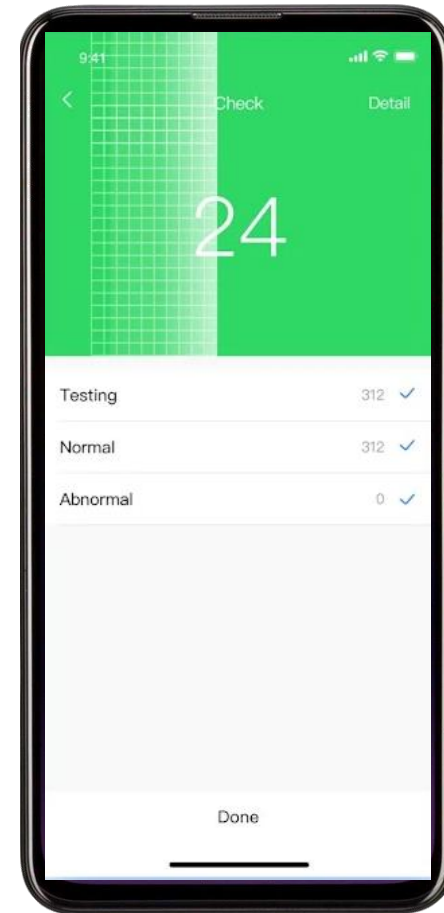
All home's splits



Control from everywhere




Weekly timer



Auto-check

Cloud management with Data Converter CCM15


- A kit for up to 64 IDUs
- SPLIT / VRF / FCU management



www.aircontrolbase.com/login.html




Cloud servers & Internet



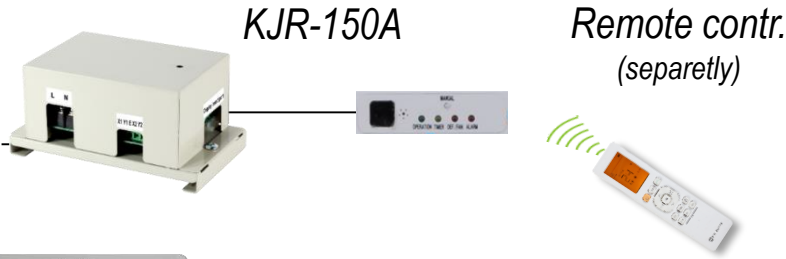
www.aircontrolbase.com/login.html

→ Download

Group of IDUs control systems



1



XYE

- up to 16 IDUs
- signal diffuser
- single set for all the IDUs


2



XYE

- up to 64 IDU
- touch-pad
- also only one IDU settable

3



XYE

- up to 64 IDU
- 6,2" touchscreen
- scheduler

4




XYE

- up to 384 IDU
- 10,1" touchscreen
- mixed Split / VRF systems

Communication with BMS systems



ASHRAE **BACnet**[™]
IMMP-BAC(A) **NEW**



CCM18A
- 
CCM18ANU



 **LonWorks**
GW-LON(A) **NEW**

Thank you



MideaGroup
humanizing technology